



# Cherokee Rose Quilters Guild



Volume 18, Issue 6

<http://cherokeeosequiltguild.com>

June 2009



## 2009 Officers

### President:

Rachel Phaneuf

### Vice President:

Patti Howell

### Day Secretary:

Barbara Stevens

### Night Secretary:

Debbie Hirschman

### Treasurer:

Jessie Quick

## Inside This Issue

[President's Message](#)

[May Day Mtg Minutes](#)

[May Night Meeting  
Minutes](#)

[June & July Programs](#)

[Publicity](#)

[Available From Your  
CRQG Library](#)

[Ways & Means Oppor.](#)

[Where is Sunbonnet  
Sue?](#)

[Featured Member](#)

[May Fat Qtr Winners](#)

[May Door Priz Winners](#)

[May & June Bees](#)

[A Bite of the Bee](#)

[June Fat Quarters](#)

[June Birthdays](#)

[Golden Scissors/Pins](#)

[Sunshine News](#)

[Membership News](#)

[Night Hospitality](#)

[Don't Forget](#)

[Project Supply Lists](#)

[Advertisements](#)

[June & July Calendars](#)

## President's Message

June—VACATION TIME!

For us, it is a time to travel—and in that traveling we will get to see all four children and their “perfect” mates. Most of all, we get to see those precious grandchildren, all 8 and ½ of them. YEAH!

Of course, there will be stops (O.K., lots of stops) along the way to check out several quilt shops. Think of it, just how many pieces of fabric can we fit into the trunk of our car around the suitcases and the gifts we will be taking to those fabulous grandchildren.

Let's see, there is the shop we really enjoy visiting in Birch Tree, Missouri, and the one in Eureka Springs, Arkansas. Then there is the one with all the batiks in Trenton, Florida. Our kids who just moved to New York have found a couple new ones for us. We also want to visit the one in Charlie's home town in South Haven, M\_\_\_\_\_.

Hey! What a great time to gather the fabrics for the Sun Bonnet Sue Challenge. We might be able to find the perfect home state fabric while we are there. Well, at least we can use that excuse to tell ourselves as we visit shop after shop. SMILE



So, on your vacations this summer, take lots of pictures (you never know when you will want all those pictures made into a quilt); share lots of love (it may be a while before you get back to that person again); give away many, many hugs (hugs mean so much more than we give them credit for); and. . . pack light (you need all that trunk space for fabric!).

I pray that each of you has a “more than wonderful” summer as you travel and share love!

Your friend,

Rachel

P.S. Congratulations to Jeanne Andersen, winner of the “Spring Flower Challenge.” A BIG thank-you to all the participants in this activity—your flowers were wonderful! I look forward to everyone's participation in the next challenge.



**Standing Committees****Programs**

Joany Orsi

**Membership**

Broach Winsley

Phyl Schiwal

Tina Corbitt

Debbie Hirschman

**Newsletter**

Diane Johnson

Robin Meyer

**Publicity**

Sandra Wilson

Joyce Trew

**Telephone, Day**

Mary Graham

**Telephone, Night**

Ann Groves

Debra Butler

**Hospitality, Day**

Marge Frost

Vickie Pruitt

**Hospitality, Night**

Irene Gardner

Marilee Kelly

Charlene Shanks

**Ways and Means**

Dori Holt

Albertha Brown

Rita Perez

**Historian**

Doreen Thornton

**Librarian**

Yvonne Smith-

Anderson

**Sunshine**

Jeanne Anderson

**CHEROKEE ROSE QUILTERS GUILD**

**MINUTES OF MAY DAY MEETING, MAY 14, 2009**  
**SUBMITTED BY BARBARA STEVENS, DAY SECRETARY**  
**PRESIDING OFFICER: PATTI HOWELL, VICE PRESIDENT**

The meeting was called to order at 9:30 a.m. by President Rachel Phaneuf. She welcomed everyone. She welcomed Bobbie Spann, who has been ill, back to the meeting. She thanked Broach Winsley for the tuna can program and for the trunk show at the April night meeting. Rachel also reminded everyone about the deadline for entering the East Cobb quilt show. There will also be a quilt show next Tuesday, May 19, at the Church at Chapel Hill.

Those caught doing good were Rita Perez, Becky Davis, and Albertha Brown.

Patti Howell, Vice President, then conducted the business meeting.

Patti announced the May birthdays and wished all a Happy Birthday. She also welcomed all visitors.

Treasurer's Report – Jessie was not present

Minutes were approved as printed in the newsletter.

Committee reports:

**Membership** – 32 members present. Phyl thanked Becky's daughter, Abby, for helping set up and for visiting our guild. The fat quarters were won by Abby Davis. The door prizes were won by Cindy Prince, Dori Holt, and Albertha Brown.

**Hospitality** – Marge thanked everyone who brought refreshments.

**Programs** – May Night, Nancy Hutchison; June Day, workshop at Claudia Woods' studio (We will meet in the church parking lot at 9 a.m. and go together to Claudia's studio); July Day, Susan Fisher – Ort Jar (a small trash container for scraps and thread); August Day, Christmas in August by the Columbus quilt shop; September Night, Challenge Quilts.

**Newsletter** – Diane Johnson asked everyone to have everything to her as soon as possible as she is going out of town.

**Publicity** – No report.

**Sunshine** – Welcomed Bobbie Spann, Joyce Trew, and Queen Smith back after illnesses and deaths in the family. Queen and Joyce both thanked the guild for all the cards and prayers during their times of loss.

**Telephone** – Reached everyone.

**Ways & Means** – Ruler rack made by Diane Johnson's husband has been donated and will be raffled off. Tickets are \$1 each or 6 for \$5. This will run until the Christmas Party. The raffle basket (\$70 value) will be drawn for at the May night meeting. We also have mugs for sale. Everyone was also urged to start bringing things for the 'Rauction. Albertha said she would store everything at her home. Members are asked to place donations in boxes rather than bags if possible.

**Historian** – Nothing new.

**Librarian** – No new books are in the library, but Yvonne urged everyone to check out books and to remember to start using the books to make Christmas quilts.

**Beekeeper** – This month's meeting will be at Joyce Hill's home.



**Ad Hoc Committees**

Golden Scissors, Day  
Dorene Bickford  
Sandra Capazzi

Golden Scissors, Night  
Ann Groves  
Jane Wilding

Bee Keeper  
Irene Gardner

Community Service  
Bev Mahle  
Jane Wilding  
Vickie Pruitt

Christmas Party  
Donna Jones  
Aline Wadsworth

Photographer, Day  
Charles Phaneuf

Photographer, Night  
Charles Phaneuf  
Ann Groves

Clinton Farms  
Jeanne Andersen  
Vickie Pruitt

Quilt 'Til You Wilt  
Ann Groves  
Yvonne Smith-  
Anderson  
Sandra Capazzi

Challenge Quilt  
Phyl Schiwal  
Albertha Brown  
Jeanne Andersen

Webmaster  
Joany Orsi

**Challenge Quilt** – Sunbonnet Sue is displayed on the table and is somewhere in Georgia.

**Community Service** – Volunteers have covered the needed bed quilts but we will take lap size quilts, bags, and cushions. There is fabric available to use for these projects.

Rachel announced that the flowers on the tables will go to the person whose birthday at each table is the closest to today's date.

Barbara Stevens announced that the Silver Comet Stitchers Quilt Guild is hosting a workshop in August with Flavin Glover and are taking reservations for nonmembers to take this workshop. The fee is \$40.

Show and Tell was held.



The meeting was adjourned at 10:30 a.m.

Following the meeting, Linda Herren presented a program called "Paper Bag Mystery." Everyone had a great time. Two prizes were awarded for the best interpretation of the challenge. Susan fisher won 1<sup>st</sup> prize with a beautiful block, and Doreen Thornton won 2<sup>nd</sup> prize for the innovative use of everything including the paper bag containing the mystery fabrics.



**Please submit July  
newsletter information  
before June 25 to  
Diane Johnson at  
hotshotz@comcast.net**






# CHEROKEE ROSE QUILTERS GUILD

MINUTES OF MAY NIGHT MEETING, MAY 28, 2009

SUBMITTED BY SANDRA WILSON, SUBSTITUTE NIGHT SECRETARY

PRESIDING OFFICER: RACHEL PHANEUF, PRESIDENT

DESCRIPTION	PERSON RESPONSIBLE
<b>Call to Order</b>	Rachel Phaneuf
<p><b>President's Opening Remarks:</b> Rachel called the meeting to order and welcomed all of those present. She thanked Linda Herren for the fun Paper Bag Mystery at the day meeting. There were seven entries in Rachel's "Spring Flower Quilt Challenge." The winner and Rachel's guest for lunch at Sweet Teresa's Dessert Shop in Douglasville was Jeanne Andersen.</p>  <p>The deadline for entry into the East Cobb Quilt Show is June 30<sup>th</sup>. There were flowers on each table and the person who drove the most miles to get to the meeting got to take the flowers home. Ann Groves moved to approve the minutes of the April night meeting; Phyl Schiwal seconded the motion and the April minutes were approved as written. May birthdays were recognized.</p>  	Rachel Phaneuf
<b>Publicity:</b> We will begin hanging quilts at the hospital on a quarterly basis. Details will be in the newsletter. (Also, Silver Comet Stitchers is hosting a workshop with Flavin Glover on August 18 <sup>th</sup> . Registration forms are available.)	Sandra Wilson
<b>Ways &amp; Means:</b> Drawing for the raffle basket will be held tonight. (The drawing took place after the break and the basket was won by Donna Jones.) Our present raffle is a ruler holder made and donated by Jack Johnson. The drawing will be at the Christmas party. There are some rulers also included. The tickets are \$1 each or 6 for \$5. We also have cookbooks, DVDs, mugs and shirts.	Dori Holt
<b>Membership:</b> There are 33 members present. This month's fat quarters were won by Ann Groves. Door prizes were given out.	Tina Corbitt
<b>Caught Doing Good:</b> Sandra Wilson for taking the minutes tonight in Debbie's absence (Rachel); Charlie and Rachel for all they do (Phyl); Diane for help her at Woodie Fite (Joyce Trew); and Charlie for helping fix pictures (Diane).	Rachel Phaneuf
<b>Community Service:</b> All quilts for the Douglas County Retardation Center are spoken for. We are still collecting pillows and walker totes for good Neighbor Care Center. Joyce Hill donated fabric that can be used for these items and also some tote bags that are cut out and just need to be finished.	Bev Mahle
<b>Hospitality:</b> Thanks to all who brought food tonight. Next month's theme is wedding reception food.	Irene Gardner
<b>Sunshine:</b> Nothing to report this month.	Jeanne Andersen
<b>Newsletter:</b> All reports are due tomorrow.	Diane Johnson

<b>Photography:</b> Be sure to pick up your quilt pictures on the reception table.	Charlie Phaneuf
<b>Quilt 'Til You Wilt:</b> Remains the same—November 7 <sup>th</sup> .	Ann Groves
<b>Programs:</b> Tonight's program is presented by Nancy Hutchison on a judge's view of quilts. The June day meeting will be a trip and workshop at Claudia Woods' studio in Senoia. Joany will take pictures and sent to Charlie. Susan Fisher will present her Ort jar at the June night meeting and Susan will also present a program on placemats at the July day meeting.	Joany Orsi
<b>Challenge Quilt:</b> The theme is Sunbonnet Sue on vacation. Do something you've never done before. The finished product must cover a sewing machine.	Phyl Schiwal
<b>Telephone (night):</b> Most everyone was called.	Ann Groves
<b>Bee News:</b> Fabulous time at Joyce Hill's.	Irene Gardner
<b>Golden Scissors:</b> Mary Graham, Ann Groves (2), Bev Mahle, Betsy Montemayor, Rachel Phaneuf <b>Show &amp; Tell:</b> Jeanne Andersen, Tina Corbitt (4), Mary Graham (14), Phyl Schiwal, Queen Esther Smith (3), Yvonne Smith-Anderson	Ann Groves
<div data-bbox="103 703 662 1058"> </div> <div data-bbox="672 703 1208 1058"> </div> <div data-bbox="103 1079 662 1478"> </div> <div data-bbox="672 1079 1208 1478"> </div> <div data-bbox="1224 831 1516 1236"> </div>	
<b>Adjournment</b>	Rachel Phaneuf
<b>Program:</b> A Judge's View of Quilts	



## JUNE AND JULY PROGRAMS

June and July heat up with programs that allow us to broaden our interests and learn new things. Be sure to be at every meeting to take advantage of all of the techniques and information both speakers and members have to share.

### [June 11, 2009, Day Meeting](#)

Claudia Woods' Studio Tour and Workshop (see page 9 for supply list)

### [June 25, 2009, Night Meeting](#)

Susan Fisher, Ort Jar (see page 9 for supply list)

### [July 9, 2009, Day Meeting](#)

Susan Fisher, Placemats (see page 10 for supply list)

### [July 23, 2009, Night Meeting](#)

TBA

## PUBLICITY

In 2007, the Administrator of WellStar Douglas Hospital asked Cherokee Rose Quilters Guild to provide two quilts monthly for display in the renovated reception area of the hospital. Since then, that administrator has left, and the maintenance staff that is responsible for hanging the quilts has had cutbacks due to the economy. Therefore, the quilts are not being hung on a timely basis. The hospital still wants us to provide quilts as they are enjoyed by the staff and volunteers and those who come to the hospital as visitors or patients. After discussion with hospital personnel, we've suggested providing quilts on a quarterly basis. We will try this for a few months and see how it works out.

## Available From Your CRQG Library

[Rhyme Time Blocks Appliqué and Embroidery Patterns](#) by Rita Denenberg

Do you remember "Baa Baa Black Sheep" or "Hickory Dickory Dock"? Well, you can create a quilt that includes these as well as my old pal Humpty Dumpty. All the old nursery rhymes we heard as children are included as well as creative designs are not too difficult to recreate for your quilt.

[Patchwork & Quilting Book](#) by Better Homes and Gardens

Appliqué was at one time referred to as Patchwork. So...you know this is an old book. But I never saw it before, so to me it's new. The designs are cute and will definitely brighten the day of any child or someone who's a child at heart.

[Quilt and Embellish in One Step](#) by Linda Potter

Take a walk on the wild side with this book. It covers a fast and easy technique to make any quilt sparkle with gorgeous hand quilting, appliqué, and beading. I collect all kinds of things: buttons, broken jewelry, hair clips, and beads—whatever. This book will help me focus my ideas on how to use my collection of stuff.

[Quilt As You Go, 2<sup>nd</sup> Edition](#) by Sandra Millett

This book has everything you need to know to figure yardage, mix prints, and select fabric. Easy patterns for the beginner and challenging patterns for the experienced are included.

## Ways and Means Offers Opportunities

Well, ladies, here it is the end of May. Time to start thinking about what you would like to donate for 'Rauction! We will start accepting items for 'Rauction beginning in June. We have 3 wonderful volunteers to accept items—Broach Winsley, Sandra Capazzi and Albertha Brown. Items should be "packed" in boxes for easier storage as well as keeping fabrics from getting wadded up. Items should be in good or better condition—something you would bid for if you weren't already donating it! So, start saving that loose change so you can bid on that item that you just HAVE to have!

Diane Johnson has graciously donated a ruler holder, built by her husband, Jack. It's a GREAT design! I believe it would retail for about \$80-\$90. We will raffle the ruler holder at the Christmas party in December. It also includes a few rulers and a couple of things that will be added to it through the rest of this year. Tickets are \$1 each or 6 tickets for \$5. We look forward to a lot of participation from everyone!

Our Spring/Easter basket has been a slow mover, so we did not pick a winner at the May day meeting. Instead, we will pick a winner at the May night meeting. Lots of nice things in there—2 yards of fabric, a multi-pack of Sulky thread, a mug, a small towel and several other nice little items—all in a pretty storage box. The box alone would be worth buying some tickets! Tickets are \$1 each or 6 tickets for \$5.

Instead of buying that Latte in the morning, maybe you could pass on a couple of them and put that money toward a CRQG coffee mug! We have the mugs in ceramic and a heavy duty plastic (both dishwasher safe). Also, we have a travel mug which is pretty neat, too. All mugs are \$12 each. If you are interested in a CRQG tee-shirt, those are available for \$20. the printing process is designed to LAST. Instead of being "printed," the dye is actually absorbed into the fibers of the shirt. They are polyester and GOOD quality.

Enough commercials for now. . .come to the next meeting and have a wonderful time with friends, fabric and food—and maybe a chance to win the raffle!

## Where is Sunbonnet Sue?

Don't forget about our new contest, "Where is Sunbonnet Sue?"

Each month Sue is depicted in a different undisclosed location. It is your responsibility to find out where she has traveled to and submit your guess at our guild meeting.

All submissions must be made in writing and placed in the Sunbonnet Sue Game basket at the guild meetings. And remember. . .only one submission per member per month is allowed.

Currently, Sunbonnet Sue is away on vacation. That means that you have an opportunity to review all the places she's visited in Georgia. Check out the pictures to the right—it's not too late to submit your answers for March, April, and May.

March



April



May



## FEATURED MEMBER DONNA JONES

**How long have you been quilting?** Since September 2008.

**Who taught you how to quilt?** Rachel Phaneuf in her Church at Chapel Hill quilting classes.

**What are your favorite quilting techniques?** Block piecing because they're easy, and paper piecing.

**What are your favorite colors to work with?** Blues and pinks.

**What are your favorite fabrics to work with?** Flowers and dots.

**What is your favorite quilt shop?** I haven't been to many, but my favorite would be Fabric Shack in Waynesville, Ohio.

**If you sew by machine, what kind(s) do you use?** I have a Brother.

**What inspires you to make a particular quilt?** If I see something I like in a book, at the guild, or in Rachel's class, I try to make a quilt to fit the person receiving it.

**What is your favorite quilting book or pattern?** Any one I can get my hands on.

**On average, how many quilts do you make in a year?** About 8 – 10; some are smaller than others.

**Do you quilt your own quilts or do you send them out?** I have Rachel quilt my quilt tops.

**What quilt-related item(s) are you working on right now?** I'm taking a class with Rachel on Tuesdays and with Rita on Thursdays. We are making placemats, cards with envelopes, a sampler quilt, and lots more.

**What other hobbies do you have?** Shopping!

**Tell about one way that quilting has changed your life.** I have met a lot of new friends that are willing to show me new techniques and share patterns.



**Are you on any committees with the CRQG?** I am on the Christmas Party committee this year with Aline Wadsworth.

**Feel free to tell us more about yourself and your family.** I am married (30 years). My husband and I have two sons, Paul Jr. and Bobby. They each served time in Iraq with the USMC. We also have a daughter, Heather, who works at Arbor Place Mall as an assistant manager at American Eagle. I have been the director of the Women's Ministry at my church since April of 2007.



## MAY FAT QUARTER WINNERS

Day Meeting – Abby Davis (guest)  
Night Meeting – Ann Groves

## MAY DOOR PRIZE WINNERS

Day Meeting – Albertha Brown, Dori Holt, Cindy Prince  
Night Meeting – Dori Holt, Joany Orsi, Cindy Prince

## MAY – JUNE BEES

Our May Bee at Joyce Hill's home was attended by 15 of us! We had some wonderful show-and-tells and a great lunch provided by Joyce. It's so much fun to gather together and get a bit of sewing and relaxation accomplished. If you missed the Bee, check "A Bite of the Bee" in this newsletter to be able to sample a bit of what those in attendance enjoyed.

Our June Bee (June 18<sup>th</sup>, 9:00 or 9:30 until 1:00) will be held at Irene Gardner's home. A light lunch will be provided. Please RSVP to let Irene know how much to provide. Call her for directions. Bring your works in progress and share with us, or just come sit and visit with us; we won't make you sew!

## A BITE OF THE BEE

Here's Joyce Hill's dessert recipe from the Bee held at her home. Yummy!

1 ½ C. flour	1 sm. pkg. instant
1 ½ sticks margarine	chocolate pudding
1 ½ C. chopped pecans	1 sm. pkg. instant
1 C. confectioners sugar	vanilla pudding
8 oz. cream cheese	2 C. cold milk
2 sm. containers Cool Whip	

Mix flour, butter, and pecans. Put in 9x13-inch glass baking dish and bake at 350 degrees for 30 minutes. Mix confectioners sugar, cream cheese, and ½ of the Cool Whip. Put this mixture into a cooled crust. Mix chocolate and vanilla puddings with 3 cups milk and pour on top of cheese mixture; then top with the remaining Cool Whip. Chill and serve.

## JUNE FAT QUARTER LOTTERY IS

**"RED, WHITE, BLUE"**

100% cotton fabric is the same for both Day and Night meetings. Each fat quarter you bring equals one lottery ticket.

## JUNE BIRTHDAYS

June 3 .....	Ann Groves
June 5 .....	Eleanor Agan
June 7 .....	Tina Corbitt
June 19 .....	Jessie Quick
June 21 .....	Martha Spencer
June 22 .....	Joany Orsi
June 24 .....	Irene Gardner
June 24 .....	Joyce Hill
June 29 .....	Lauren Johnson
June 29 .....	Louise Moore
June 30 .....	Geneva Cole

## GOLDEN SCISSORS/PINS

Congratulations to the following who earned golden scissors or pins in May:

Day Meeting: (Golden Scissors) Sandy Capazzi, Joan Hurley, Diane Johnson, Bobbie Spann (3), Broach Winsley (2); (Golden Pins) Sandy Capazzi (2)

Night Meeting: (Golden Scissors) Ann Groves (2), Mary Graham, Beverly Mahle, Betsy Montemayor, Rachel Phaneuf; (Golden Pins) Jeanne Andersen, Tina Corbitt (4), Mary Graham (14), Queen Esther Smith (3), Yvonne Smith-Anderson

## SUNSHINE NEWS

Queen Esther Smith's sister passed away. Bobbie Spann is back and feeling great! Sandra Wilson's husband had foot surgery.

## MEMBERSHIP NEWS

There are no changes to the membership list.

## NIGHT HOSPITALITY

Our night refreshment committee thanks all those who stepped up and volunteered to provide refreshments for our May night meeting. The Mexican theme was a tasty success.

Our June 25<sup>th</sup> night meeting theme is "Wedding Reception." Ann Groves, Tina Corbett, Phyl Schiwal, and Irene Gardner are providing refreshments. Anyone else who wants to bring food is always welcome.

Ladies, please remember to find a substitute if you are unable to bring a snack for the month you signed up for. Once you've identified a sub, call Irene Gardner (770.949.7216) to let her know who will take your place.

## DON'T FORGET

Don't forget to submit quilting and sewing tips and suggestions to Dori Holt at [birdieholt@yahoo.com](mailto:birdieholt@yahoo.com) or by turning them in to her at a Guild meeting.

## Project Supply Lists

### "Fiber Collage Still Life" Workshop With Claudia

Wood (Thursday, June 11, 2009; 10:00 - 3:00)

Rosewood Cottage Studio

468 Pylant Street, Senoia, Georgia 30276

Design and sew a charming still life, landscape or portrait wall quilt with a shaped frame border. This easy appliqué method with an overlay of tulle or net leaves you time to embellish with interesting 3-D elements. Also learn the fun technique of shaped borders.

Finished size is 18 1/2" x 22 1/2". Requires a sewing machine. Full day class, 10 to 3.

Cost: \$35 per person (Discount price for Cherokee Rose.)

### Supply List

**Note:** Please pick fabrics that will coordinate with a black background, either with some black in them or ones that look good to you on black.

\* 4 strips of print fabric (either ripped or cut) 4 1/2" x 20" for border

\* 2 coordinating fat eighths or fat quarters for inner border and picture

\* Small or larger coordinating scraps (optional - I have lots to choose from)

\* Sewing machine (Two people can share one if you like, and I have a couple you can use.) This is only necessary for the borders. The inner sewing can be done by machine or by hand.

\* Basic sewing supplies: sharp scissors, thread, pins, pencil, etc. Rotary cutter is optional.

I have a large cutting mat to use.

### CLAUDIA WILL SUPPLY:

\* Black felt for background of picture

\* Black tulle or net for overlay

\* Batting

\* Color-coordinated scraps for making the picture

\* Ribbons, buttons, fibers for embellishment

\* Instructions and pattern for shaped frame, vase patterns

I have a large refrigerator in the studio, in case you want to bring a sack lunch. There is also a "Redneck Gourmet" restaurant about three blocks away, and we can order lunch from there if you like. I will provide some soft drinks, tea and water for your lunch.

If you have any questions, please call me at 770-599-0047. I look forward to seeing you!

Claudia

### Ort Jar (June 25, 2009)

3" wooden embroidery hoop (you will use inner hoop)

4" x 8" cardboard (cereal box weight)

Fat quarter of fabric

4" square of thin batting

Embroidery floss or thread to coordinate with fabric (you will need only 18" or so)

Fabric glue or glue stick

Hand sewing needle, thread, thimble, and scissors

**NOTE:** Susan will have 3-inch wooden hoops for the Ort Jars available at the June 25<sup>th</sup> meeting. They will be \$1 each.

**Once and Done Placemats** (July 9)

This is a quick and easy way to quilt once and make four placemats. Make a set for each season and every holiday! Great gifts!

Prewash and iron all your fabrics is optional except if you're using flannel as your batting; you must prewash the flannel.

**Fabric List**


- 1 ½ yd. focus fabric (includes binding), non-directional fabric, batiks, floral, all-over prints work well
- ¼ yd each (no fat quarters) of 2 or 3 accent fabrics, tone on tone, solid, small print (non-directional)
- 7/8 yd backing (can be directional)
- 7/8 yd thin batting or flannel
- Thread for piecing and quilting

**NOTE:** If you don't want to bind your placemats with your focus fabric, buy 7/8 yd focus fabric and 5/8 yd binding fabric

**Supply List**

- Sewing machine with ¼-inch foot and walking foot, optional free motion foot
- Pins, scissors and basic sewing tools and notions
- 6 ½" x 24" ruler
- Rotary cutter and cutting mat

**Optional:** 1 additional yard of fabric to make four matching napkins

**Wanted: Entries for the ECQG Quilt Show**

All quilters in Georgia are eligible to enter quilts into the East Cobb Quilters' Guild 12<sup>th</sup> biennial Quilt Show, September 18 – 20, 2009. New this year, several local quilt shops are offering a variety of classes during the show. As always, this judged and juried show offers **cash prizes!**

Details and entry forms are available at [www.ecgg.com](http://www.ecgg.com). Entries must be postmarked by June 30, 2009. Print yours today. Sign up for our Quilt Show Newsletter while you are there.

*Submit your quilts, come to Marietta and make it a weekend!*

**Silver Comet Stitchers Workshop****Flavin Glover**

Tuesday, August 18, 2009      1:00 – 4:00  
Bright Star United Methodist Church  
3715 Bright Star Road  
Douglasville, GA 30135

(Lecture: Monday, August 17 at 7:00 at SCS meeting held at Paulding Chamber of Commerce  
Guest Fee: \$5.00)

**Innovative Log Cabin Court House Steps**

Description: Creative log cabin design grids will open up new possibilities. Sew colorful square and rectangular log cabin blocks in new and exciting ways. Flavin has designed new block variations just for this class. See Flavin's web site for information and inspiration:  
[www.flavinglover.com](http://www.flavinglover.com).

Member Fee: \$30.00    Non-member Fee: \$40.00  
(supply list will be mailed)

Registration is first come, first serve basis  
Cancellations must be by August 1 to be eligible for a refund.

Email questions to : [sarah6599@bellsouth.net](mailto:sarah6599@bellsouth.net)  
or call 770.577.6599



June 2009						
Sunday	Monday	Tuesday	Wednesday	Thursday	Friday	Saturday
	1	2	3	4	5 WellStar Douglas Quilts Hung	6
7	8	9	10	11 10:00 Day Mtg – Claudia Woods’ Studio Tour	12	13
14	15	16	17	18 9:00-1:00 June Bee at Irene Gardner’s	19	20
21 Father’s Day First Day of Summer	22	23	24	25 7:00 Mtg – Susan F, Ort Jar; July Newsletter articles due	26	27
28	29	30				

July 2009						
Sunday	Monday	Tuesday	Wednesday	Thursday	Friday	Saturday
			1	2	3	4 Independence Day
5	6	7	8	9 9:30 Day Mtg – Susan Fisher, Placemats	10	11
12	13	14	15	16 9:00 – 1:00 July Bee at Broach Winsley’s	17	18
19	20	21	22	23 7:00 Mtg.-- TBA; August quilts to Sandra Wilson	24	25 Newsletter Articles to Diane Johnson
26	27	28	29	30	31	